





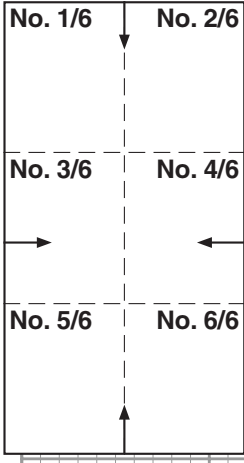
34-9699/Part 2



SECRET STITCH ALONG




34-9699 / Part 2 No. 1/6

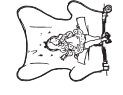


SECRET STITCH ALONG



34-9699 / Part 2 No. 2/6





The grid contains a partial needlework design on the left side. The design consists of several distinct sections:

- A vertical border on the far left made of small triangles pointing right.
- A square area with a dashed outline, possibly representing a window or a specific stitch pattern.
- A large section of repeating patterns, including a grid of 'X' and 'L' motifs, and a decorative border of circles and vertical lines.
- A decorative border on the right side made of circles and vertical lines.

An arrow points to the right from the top edge of the grid, indicating the direction of the needlework.

SECRET STITCH ALONG



34-9699 / Part 2 No. 4/6

The pattern is a complex grid-based design for needlework. It features a central vertical axis with mirrored elements on either side. The design is composed of various symbols including letters (A, C, H, L, N, S, T, X), numbers (1, 6), and geometric shapes (triangles, squares, circles) arranged in a complex, symmetrical pattern. The top portion of the grid contains a series of vertical lines of symbols, while the middle and bottom portions feature more intricate, interconnected patterns. A large, stylized number '16' is visible in the upper right quadrant. The overall layout is a detailed technical drawing for a needlework project.

SECRET STITCH ALONG

PERMIN
Scandinavian art needlework



34-9699 / Part 2 No. 6/6

